

Virginia Concept Library: Quick Reference Guide

Contents

Introduction	1
Collections	1
Creating a New Concept Collection	1
List of Virginia Concepts and Exemplars: Level 1 Courses	6

Introduction

Your Virginia Concept Library contains the concepts and exemplars taught in the Virginia Community College System (VCCS) concept-based curriculum. At the start of the fall 2017 semester, the library contains all content for concepts and exemplars taught in not only the Level 1 courses (NSG 100, NSG 106, NSG 200, and NSG 130), but also in the rest of the curriculum (Level 2 courses and beyond).

Collections

During your faculty training, you will learn about your Concept Library and about Collections. Whereas your Concept Library contains all materials for your curriculum, you may create Collections to organize smaller subsets of materials in a way that is meaningful to you and to your students. Concept Collections can focus your students on the concepts and exemplars they are learning at a specific point in time. We recommend creating a Collection to correspond with each course, or possibly for each module within a course. This guide will walk through an example to create a collection for your NSG 100 course. Please refer to the User's Guides for full instructions.

Creating a New Concept Collection

Creating a Collection for a course involves selecting the Concepts that will be taught, and then editing each included Concept to show only the resources and exemplars you want to use in this specific course.

To create a new Collection:

1. From the *Lippincott CoursePoint for Nursing Concepts* Concept View, select the "Create a new collection" button.

Lippincott
CoursePoint for Nursing Concepts
RN

Product View Concept View ?

Virginia Concept Library

50th Anniversary
Virginia's
Community Colleges

prepU Lippincott Advisor

Concept Library
Last Modified: 8/17/2017 8:10:14 PM Edit

Your Institutional Library Code:
1CE321EF ?

* Please distribute the above Institutional Library Code to your students so they can access your school's specific library of content. Students only need to enter this code once.

Edit Name and Logo
View Library Roster
Access Instructor Resources
Export List of Library Resources

+ Create a new collection

2. On the Create a New Collection page, enter a name for your collection (e.g., “NSG 100: Introduction to Nursing Concepts”).
3. If you have existing collections, choose a starting point for your Concept Collection: Click on the Full Concept Library box to build your collection from the ground up with the full Concept Library.
4. Select “Next,” and a list of all concepts available in your Concept Library will appear. Select the concepts you’d like to include in your collection. For NSG 100, for example, select these concepts:
 - Clinical Judgment / Nursing Process
 - Comfort/Rest
 - Elimination
 - Functional Ability
 - Gas Exchange
 - Infection
 - Mobility
 - Nutrition
 - Pharmacology
 - Safety
 - Tissue Integrity

Add Concepts to Your Collection

[Check All](#) | [Uncheck All](#)

<input type="checkbox"/> Acid-Base Balance	<input type="checkbox"/> Fluids & Electrolytes	<input type="checkbox"/> Patient Education
<input type="checkbox"/> Addiction	<input checked="" type="checkbox"/> Functional Ability	<input type="checkbox"/> Perfusion
<input type="checkbox"/> Anxiety	<input checked="" type="checkbox"/> Gas Exchange	<input checked="" type="checkbox"/> Pharmacology
<input type="checkbox"/> Caring/Advocacy	<input type="checkbox"/> Grief & Loss	<input type="checkbox"/> Professionalism
<input type="checkbox"/> Cellular Regulation	<input type="checkbox"/> Health Care Disparities	<input type="checkbox"/> Psychosis
<input checked="" type="checkbox"/> Clinical Judgment / Nursing Process	<input type="checkbox"/> Health Care Policy/Health Care Economics	<input type="checkbox"/> Quality
<input type="checkbox"/> Clotting	<input type="checkbox"/> Health Promotion / Adherence / Motivation	<input type="checkbox"/> Reproduction
<input type="checkbox"/> Cognition	<input type="checkbox"/> Immunity	<input checked="" type="checkbox"/> Safety
<input checked="" type="checkbox"/> Comfort/Rest	<input checked="" type="checkbox"/> Infection	<input type="checkbox"/> Sensory Perception
<input type="checkbox"/> Communication		<input type="checkbox"/> Sexuality









5. Click Save at the bottom of the screen to create the Collection with your selected concepts.
6. Once you click Save, you will be taken to the Edit Collection page for your newly created collection. Here, you can edit each concept to select the resources and exemplars you want to use in this collection for your course.
7. Select the Edit button next to a Concept. For this walkthrough, we'll look at Elimination.

Lippincott CoursePoint for Nursing Concepts

Cancel Save All Changes

Edit Collection: NSG 100: Introduction to Nursing Concepts
Last Updated: 08/17/2017 16:19:59 [Edit the Name of this Collection](#)

Concepts / Add

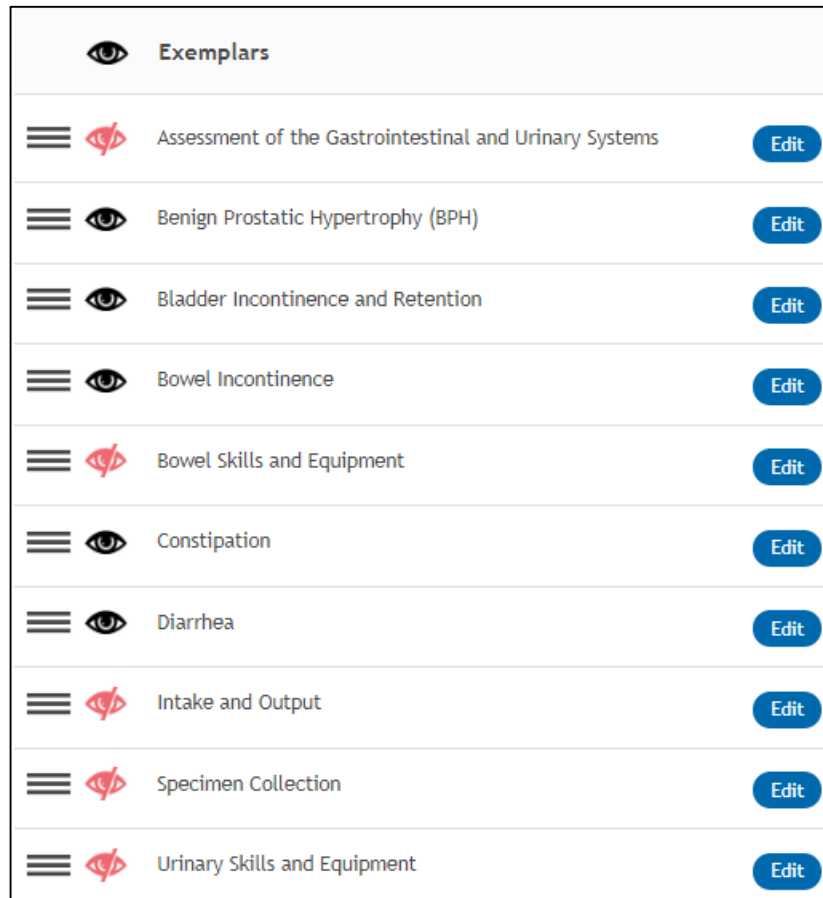
  Clinical Judgment / Nursing Process	Edit	Your edits change what all enrolled instructors and students see in your program's Concept Library (Library Administrators only) or in a Collection. When you are finished editing, please select the "Save All Changes" button.
  Comfort/Rest	Edit	
  Elimination	Edit	
  Functional Ability	Edit	

Your own resources can be added to the Additional Resources category.

8. Scroll down to the list of included exemplars, and start by *hiding* any exemplars you will not teach in this Collection/course. Click on the "eyeball" icon to "hide" exemplars that are not taught in this course. You'll hide everything *except* the exemplars that are taught in NSG 100:

- Benign Prostatic Hypertrophy (BPH)
- Bladder Incontinence and Retention
- Bowel Incontinence
- Constipation
- Diarrhea

See the following screenshot. The red “eye” indicates that the item is hidden from student view.



- Next, you can start editing the resources you want to use to teach Elimination and its supporting exemplars. Hide any resources that you don't want to use in NSG 100 (e.g., if you intend to use them in later courses) by clicking on the “eyeball” icon. **Refer to the Instructor User's Guide for instructions.**
- When you are finished, select “Save All Changes,” and return to the list of Concepts in this Collection.
- Follow the same steps to edit the remaining Concepts in this Collection (see the list of Virginia concepts and exemplars for the Level 1 courses below). **Remember to save all changes!**
- At any point, you can return to edit your Collections further by clicking the Edit button on the Collection on the Concept View page.

Collections

★ Star your favorite collections to move them to the top of your list.

★ NSG 100: Introduction to Nursing Concepts

Owner: Roxanne Ward on behalf of Betsy Gentzler

Last Modified: 8/17/2017 8:19:59 PM

Delete

Hide

Edit

List of Virginia Concepts and Exemplars: Level 1 Courses

Based on Curriculum dated 12/2/2016

All concepts and exemplars for all courses in the VCCS curriculum are available in the Virginia Concept Library. The Level 1 concepts/exemplars are included in this Guide just for quick reference and to help you get started with collection building.

Level 1 Courses: NSG 100, NSG 106, NSG 130, NSG 200

Key:

Blue = Concept

- Black = Exemplar

Concept or Exemplar	NSG 100	NSG 106	NSG 200	NSG 130
Caring/Advocacy				X
• Patient Bill of Rights				X
Clinical Judgment / Nursing Process	X			
• Care Plans	X			
• Concept Maps	X			
Cognition			X	
• Assessment of Mental Status			X	
Comfort/Rest	X			
• Insomnia	X			
• Osteoarthritic Pain	X			
• Post-surgical Pain	X			
• Sleep Apnea	X			
Communication			X	
• Electronic Health Record and Documentation			X	
• Health History			X	
Development			X	
• Developmental Delay in the Child			X	
• Developmentally Challenged Adults			X	

Concept or Exemplar	NSG 100	NSG 106	NSG 200	NSG 130
Elimination	X	X	X	
• Assessment of the Gastrointestinal and Urinary Systems			X	
• Benign Prostatic Hypertrophy (BPH)	X			
• Bladder Incontinence and Retention	X			
• Bowel Incontinence	X			
• Bowel Skills and Equipment		X		
• Constipation	X			
• Diarrhea	X			
• Intake & Output		X		
• Specimen Collection		X		
• Urinary Skills and Equipment		X		
Ethics				X
• Advance Directives				X
• Confidentiality				X
Evidence				X
• Practice Guidelines				X
Functional Ability	X	X		
• Blindness	X			
• Confusion	X			
• Hygiene Care		X		
Gas Exchange	X	X	X	
• Artificial Airways and Oxygen Delivery Equipment		X		
• Assessment of the Respiratory System			X	
• Coughing, Deep Breathing, and Incentive Spirometry		X		
• Post-surgical Atelectasis	X			
• Sputum Collection		X		
• Suctioning: Oral, Tracheal, Naso-tracheal		X		
• Viral/Bacterial Bronchitis	X			
Health Promotion/ Adherence/ Motivation			X	
• Risk Factor Modification: Diet			X	
• Risk Factor Modification: Exercise			X	
• Risk Factor Modification: Smoking			X	

Concept or Exemplar	NSG 100	NSG 106	NSG 200	NSG 130
<ul style="list-style-type: none"> Risk Factor Modification: Vaccinations 			X	
Infection	X	X		
<ul style="list-style-type: none"> Clostridium Difficile (C. diff) 	X			
<ul style="list-style-type: none"> Hand Hygiene 		X		
<ul style="list-style-type: none"> MRSA 	X			
<ul style="list-style-type: none"> Personal Protective Equipment (PPE) 		X		
<ul style="list-style-type: none"> Sterile Technique 		X		
<ul style="list-style-type: none"> Urinary Tract Infection (UTI) 	X			
Informatics				X
<ul style="list-style-type: none"> Consumer Health Informatics 				X
<ul style="list-style-type: none"> Electronic Health Records 				X
Intracranial			X	
<ul style="list-style-type: none"> Assessment of the Neurological System 			X	
Legal Issues				X
<ul style="list-style-type: none"> HIPAA 				X
<ul style="list-style-type: none"> Informed Consent 				X
<ul style="list-style-type: none"> Licensure 				X
<ul style="list-style-type: none"> Mandatory Reporting 				X
<ul style="list-style-type: none"> Restraints 				X
Mobility	X	X	X	
<ul style="list-style-type: none"> Assessment of the Musculoskeletal System 			X	
<ul style="list-style-type: none"> Body Mechanics 		X		
<ul style="list-style-type: none"> Chronic Low Back Pain 	X			
<ul style="list-style-type: none"> Client Positioning and Transfers 		X		
<ul style="list-style-type: none"> Immobile Client on Bedrest 	X			
<ul style="list-style-type: none"> Use of Assistive Mobility Devices 		X		
Nutrition	X	X		
<ul style="list-style-type: none"> Aspiration Precautions 		X		
<ul style="list-style-type: none"> Blood Glucose Monitoring 		X		
<ul style="list-style-type: none"> Enteral Feedings 		X		
<ul style="list-style-type: none"> Feeding Clients 		X		
<ul style="list-style-type: none"> Malnutrition 	X			

Concept or Exemplar	NSG 100	NSG 106	NSG 200	NSG 130
• Nasogastric (NG) Tubes		X		
• Obesity (Children and Adults)	X			
Perfusion			X	
• Assessment of the Cardiovascular System			X	
• Assessment of the Lymphatic System			X	
• Blood Pressure and Pulse Measurement			X	
Pharmacology	X	X		
• Drug Dosage Calculations		X		
• Medication Administration		X		
• Pharmacodynamics	X			
• Pharmacotherapeutics	X			
Professionalism				X
• Attributes of the Profession				X
• Social Media Practices				X
Reproduction			X	
• Assessment of the Genitalia			X	
• Assessment of the Pregnant Female			X	
• Breast Assessment			X	
Safety	X	X		
• Falls and Fall Precautions	X	X		
• Interprofessional Communication	X			
• Medication Errors	X			
• Restraints		X		
Sensory Perception			X	
• Assessment of the Eyes and Ears			X	
• Assessment of the Head, Neck, Nose, Mouth, and Throat			X	
Teamwork & Collaboration				X
• Chain of Command				X
• Hand-off Reporting				X
• Interdisciplinary Plan of Care				X

Concept or Exemplar	NSG 100	NSG 106	NSG 200	NSG 130
<ul style="list-style-type: none"> • Patient Rounding 				X
Tissue Integrity	X	X	X	
<ul style="list-style-type: none"> • Assessment of the Skin 			X	
<ul style="list-style-type: none"> • Cellulitis 	X			
<ul style="list-style-type: none"> • Heat & Cold Application 		X		
<ul style="list-style-type: none"> • Pressure Ulcers 	X			
<ul style="list-style-type: none"> • Removal of Sutures and Staples 		X		
<ul style="list-style-type: none"> • Surgical Wounds 	X			
<ul style="list-style-type: none"> • Temperature Measurement 			X	
<ul style="list-style-type: none"> • Wound Care 		X		